

Self-reported influenza vaccination uptake in people with chronic diseases: data from Progressi delle Aziende Sanitarie per la Salute in Italia (PASSI)

F Venturelli MD¹, G Carrozzi MD², L Sampaolo MSc³, L Bolognesi MSc², S Baldissera MD⁴, N Bertozzi MD⁵, S Campostrini MSc⁶, B Contoli MSc⁴, G Ferrante MD⁴, M Masocco MSc⁴, V Minardi MSc⁴, A D'Argenzio MD⁷, P F Moghadam MD⁸, L Penna MSc⁴, A Perra MD⁴, E Quarchioni MSc⁴, M Ramigni MD⁹, M O Trinito MD¹⁰, S Salmaso MD⁴ on behalf of the PASSI regional and corporate coordinators

¹Specialization school of Hygiene and Preventive Medicine, University of Modena and Reggio Emilia, Modena, Italy; ²Department of Public Health, AUSL Modena, Modena Italy; ³Department of Public Health, AUSL Modena and Ca' Foscari University, Venice, Italy; ⁴National Centre for Epidemiology, Surveillance and Health Promotion, Istituto Superiore di Sanità, Rome, Italy; ⁵Department of Public Health, AUSL Cesena, Cesena, Italy; ⁶Department of Economics, Ca' Foscari University, Venice, Italy; ⁷Epidemiology and Prevention Services, ASL Caserta, Caserta, Italy; ⁸Department of Health and Social Solidarity, Autonomous province of Trento, Italy; ⁹Department of Prevention, ULSS 9 Treviso, Treviso, Italy; ¹⁰Department of Prevention, ASL Roma C, Rome, Italy

Correspondence to: Dr Francesco Venturelli, University of Modena and Reggio Emilia, Modena, Italy. venturellif@hotmail.it

Background

Influenza is an important public health problem, with potential severe consequences among people with chronic diseases.

The aim of this study was to obtain reliable measures of seasonal influenza vaccine uptake in this population, otherwise not available in Italy.

Methods

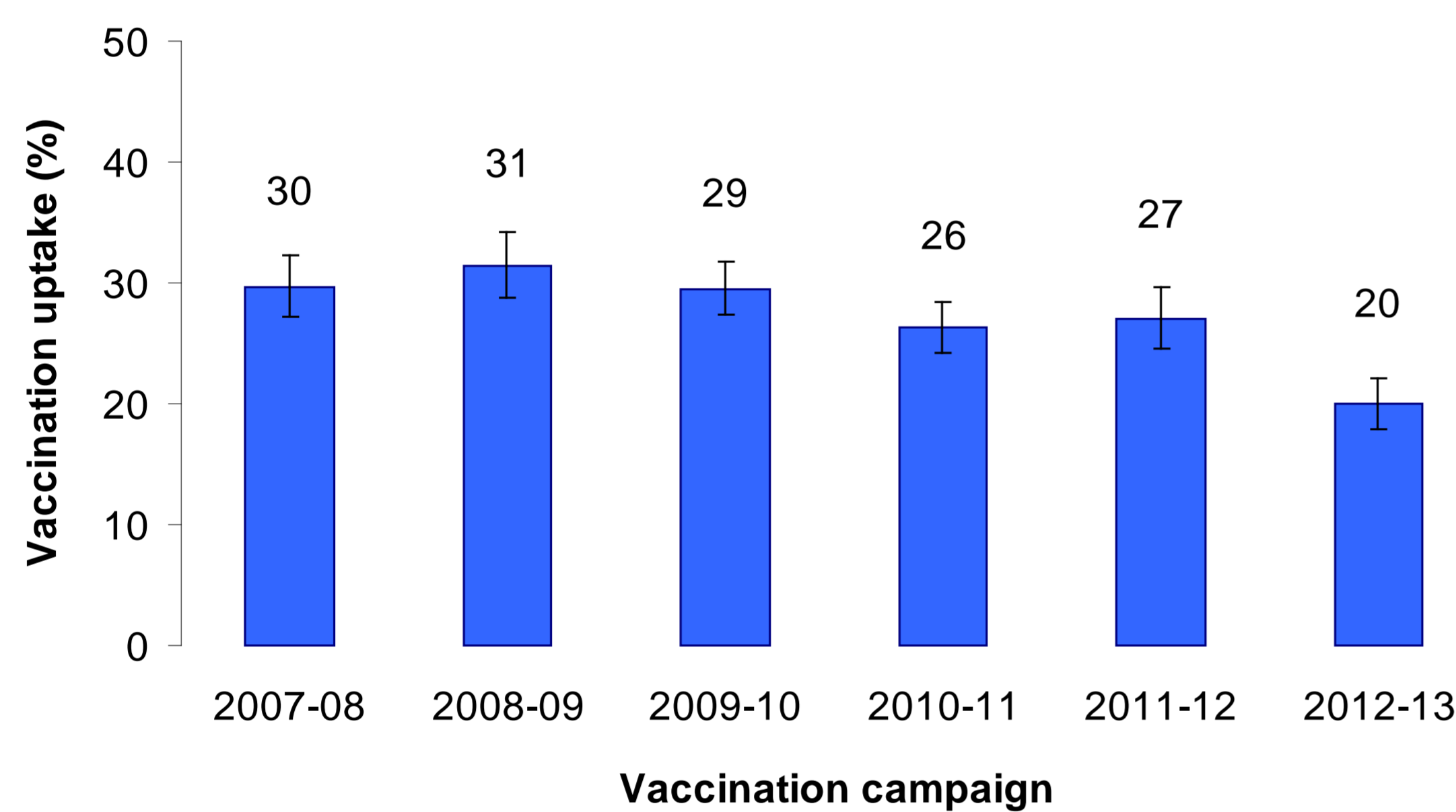
- Progressi delle Aziende Sanitarie per la Salute in Italia (PASSI) is a nationwide surveillance system of health-related behaviours and acceptance of preventive interventions (including influenza immunization) offered by the Italian National Health Service.
- Data are collected with telephone interviews at local health unit level for supporting local activities.
- The trend of annual vaccine coverage since 2008 was estimated for people aged 18–64 years who reported having at least one chronic disease.
- To obtain a sufficient sample size in subgroups, were analysed the characteristics of vaccinated people in the 2010–13 cumulative dataset. Univariate, multivariate, and logistic regression analyses were undertaken.

PASSI... at a glance

- Monitoring the state of health, behavioural risk factors and dissemination of interventions for health promotion in the population of 18-69 years
- Activated in 2007 at the request of the Ministry of Health and the Regions
- National, regional and / or LHU representativeness
- Ongoing telephone survey with standardized questionnaire and trained interviewers
- Random sample collected from the health registry in proportion to the composition by sex and age group (18-34, 35-49, 50-69 years) of the resident population
- Response rate: 87%
- Refusal rate : 9%

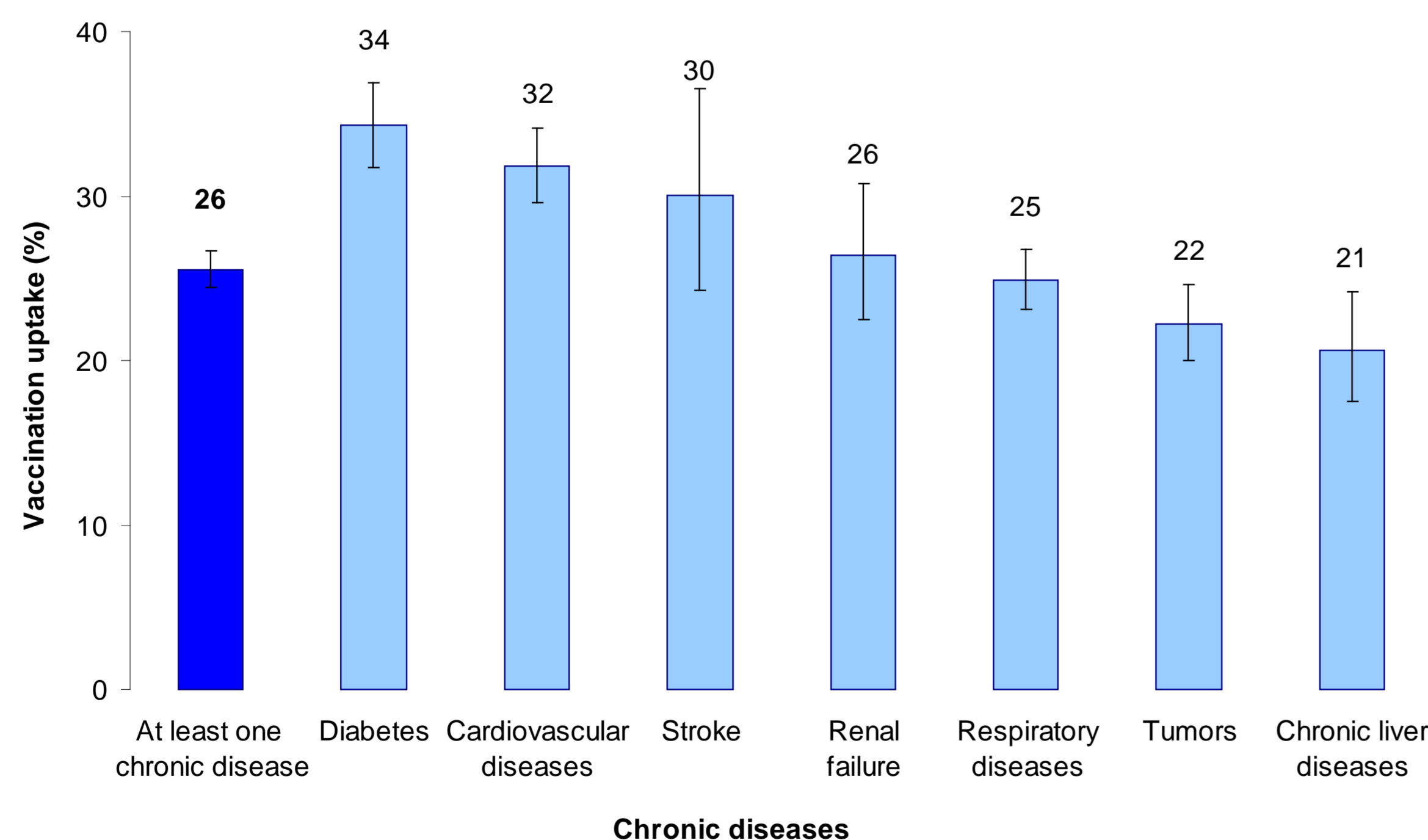
Findings

- In 2008–13, 13.659 individuals with at least one chronic disease were interviewed.
- Vaccination coverage fell significantly from 29.7% CI95%(27.2-32.4) in 2007-08 to 19.9% CI95% (18.0-22.1) in 2012–13.



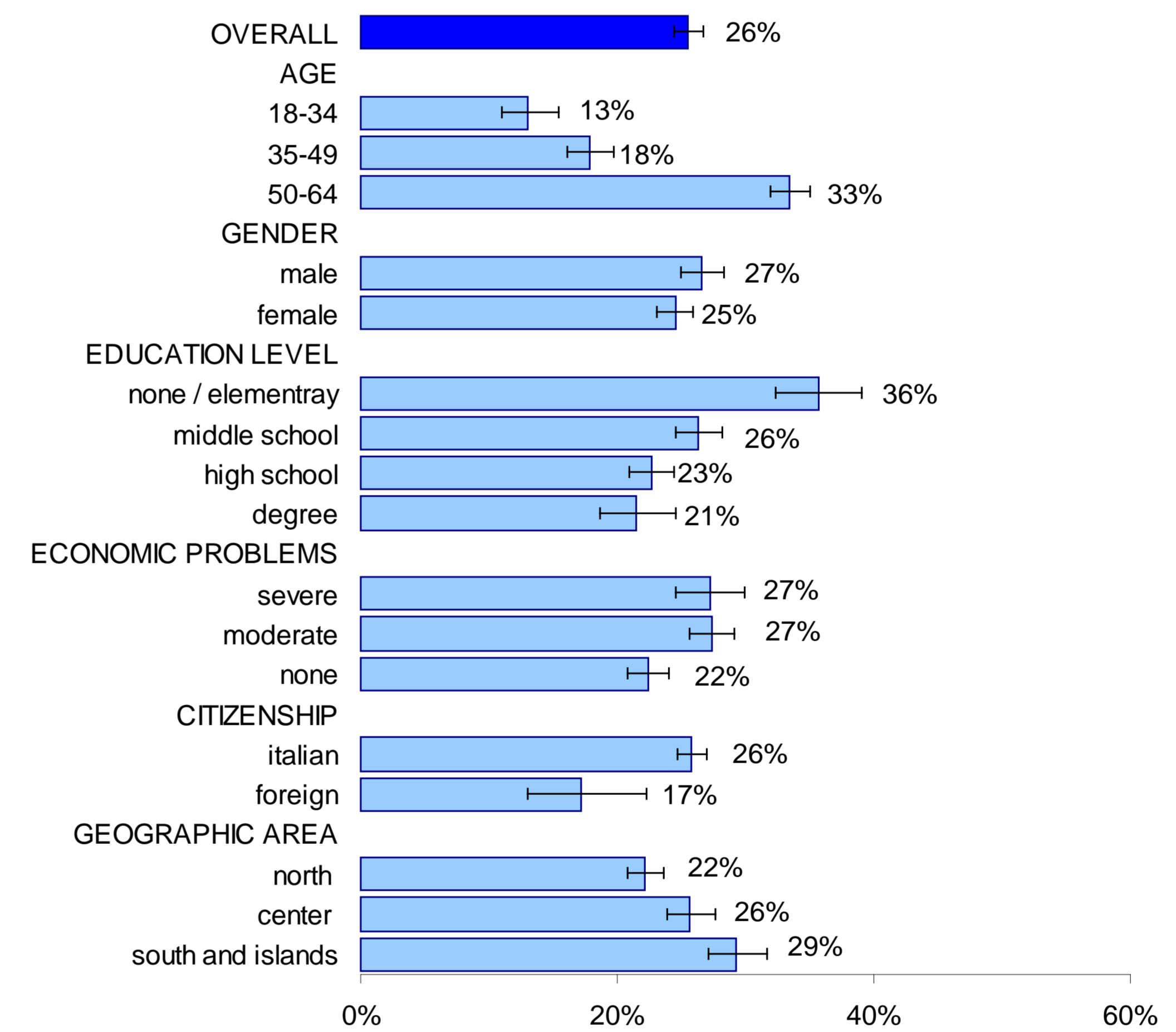
Graphic 1 - Influenza vaccination uptake among people 18-64 yo with chronic diseases from 2007 to 2013 (PASSI data 2007-2013. National Pool)

- During 2010–13, the influenza vaccination coverage of people with diabetes (34.3% CI95% [31.7-36.9]) or cardiovascular diseases (31.8% CI95% [29.6-34.2]) was greater than of people affected by renal failure, respiratory diseases, tumours, or chronic liver diseases (26.5% CI95% [22.5-30.7], 24.9%, CI95%[23.2-26.7], 22.2%, CI95%[20.0-24.6], and 20.6%, CI95%[17.5-24.6], respectively).

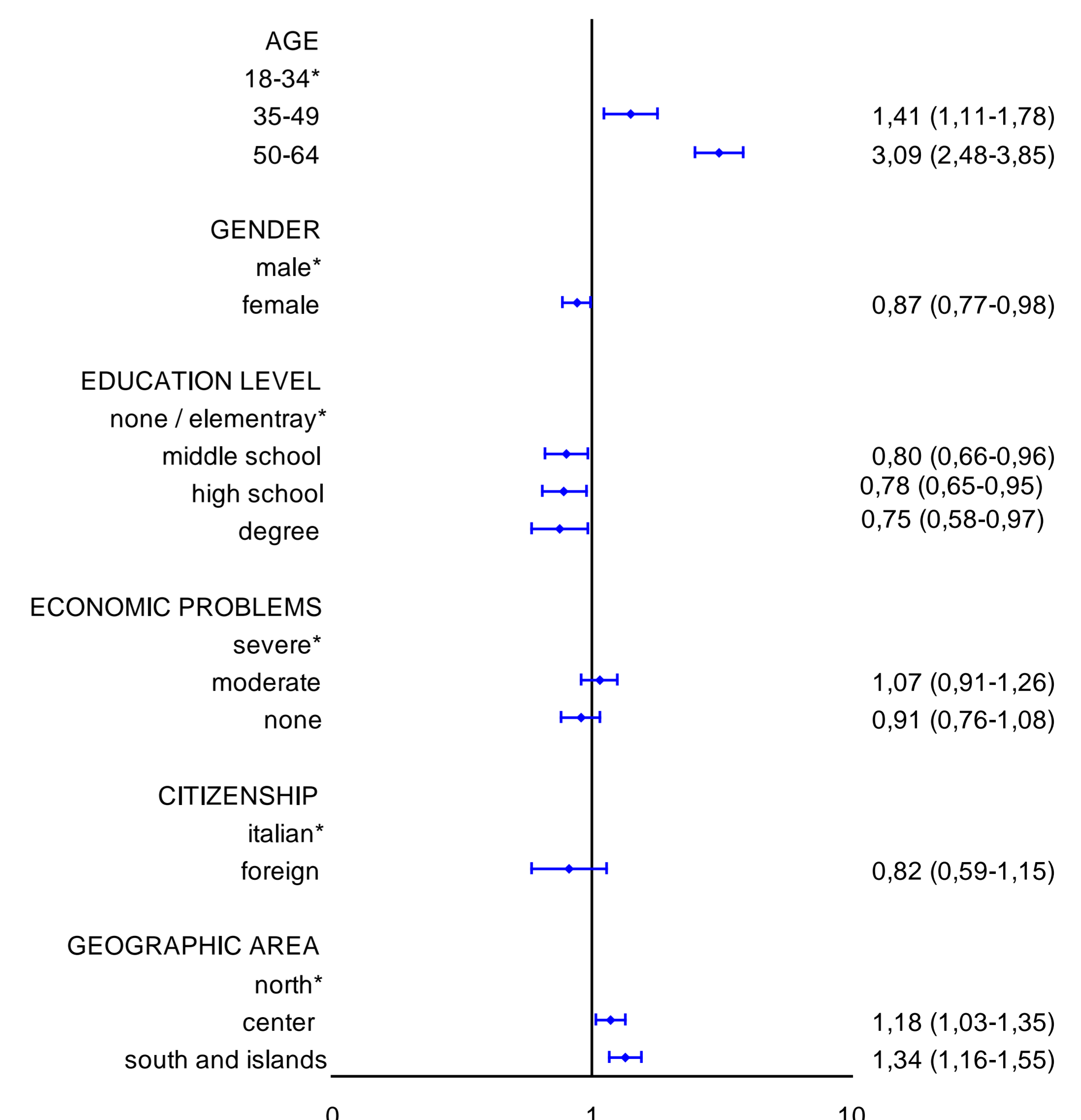


Graphic 3 - Influenza vaccination prevalence among people 18-64 yo analysed for chronic diseases (PASSI data 2010-2013. National Pool)

- During 2010-13, the overall proportion of vaccinated people with a chronic disease was 25.6% CI95% (24.5-26.7).
- Vaccination coverage increased with age (from 13.1% CI95% [11-15.5] in the 18–34 year age group to 33.4% CI95%[31.9-35.1] in people aged 50–64 years)
- It was higher among people with a low educational level than among those with a high educational level, higher in those who reported economic problems than in those who didn't, and higher among Italian citizens than among foreigners.



Graphic 2 - Influenza vaccination coverage among people 18-64 yo with chronic diseases related to socio-demographic characteristics (PASSI data 2010-2013. National Pool)



Graphic 4 - Influenza vaccination coverage among people 18-64 yo with chronic diseases related to socio-demographic characteristics; logistic regression (PASSI data 2010-2013. National Pool)
* Reference category

Interpretation

- In the past few years, prevalence of influenza vaccination in Italian adults with at least one chronic disease was well below the Ministry of Health's goal (75% minimum) and showed a downward trend.
- A major reason of this evolution is probably the changing in public perception of the benefits and risks of vaccines.
- PASSI is a source of useful data not otherwise available for public health intervention