

**139,377** cases of COVID-19\*

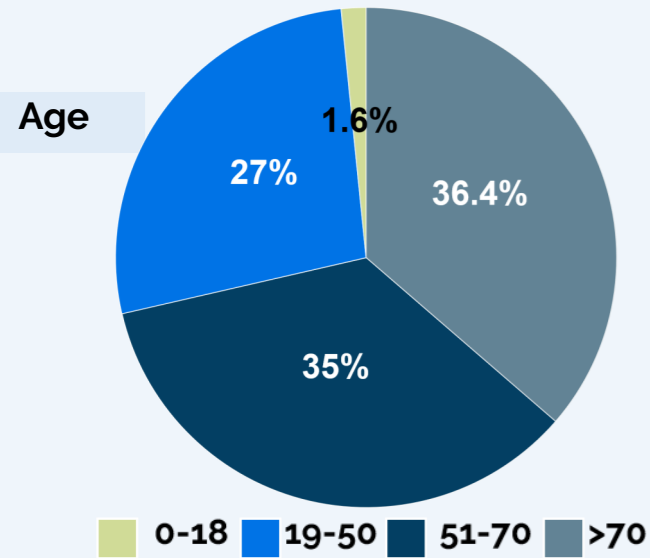
**15,314** health-care workers<sup>§</sup>

**17,364** associated deaths

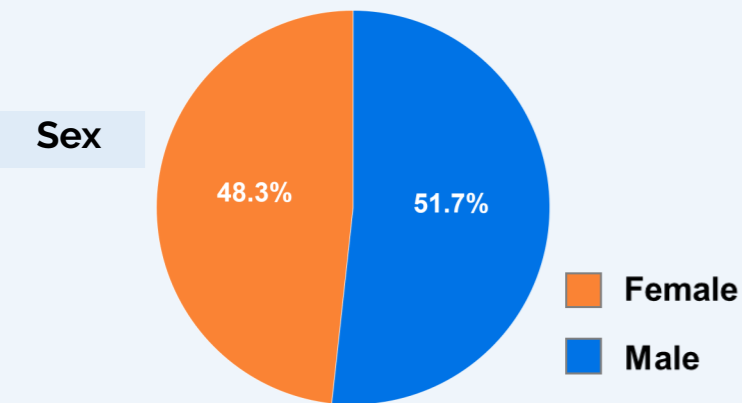
# Integrated surveillance of COVID-19 in Italy

(Ordinanza n. 640 del 27/02/2020)

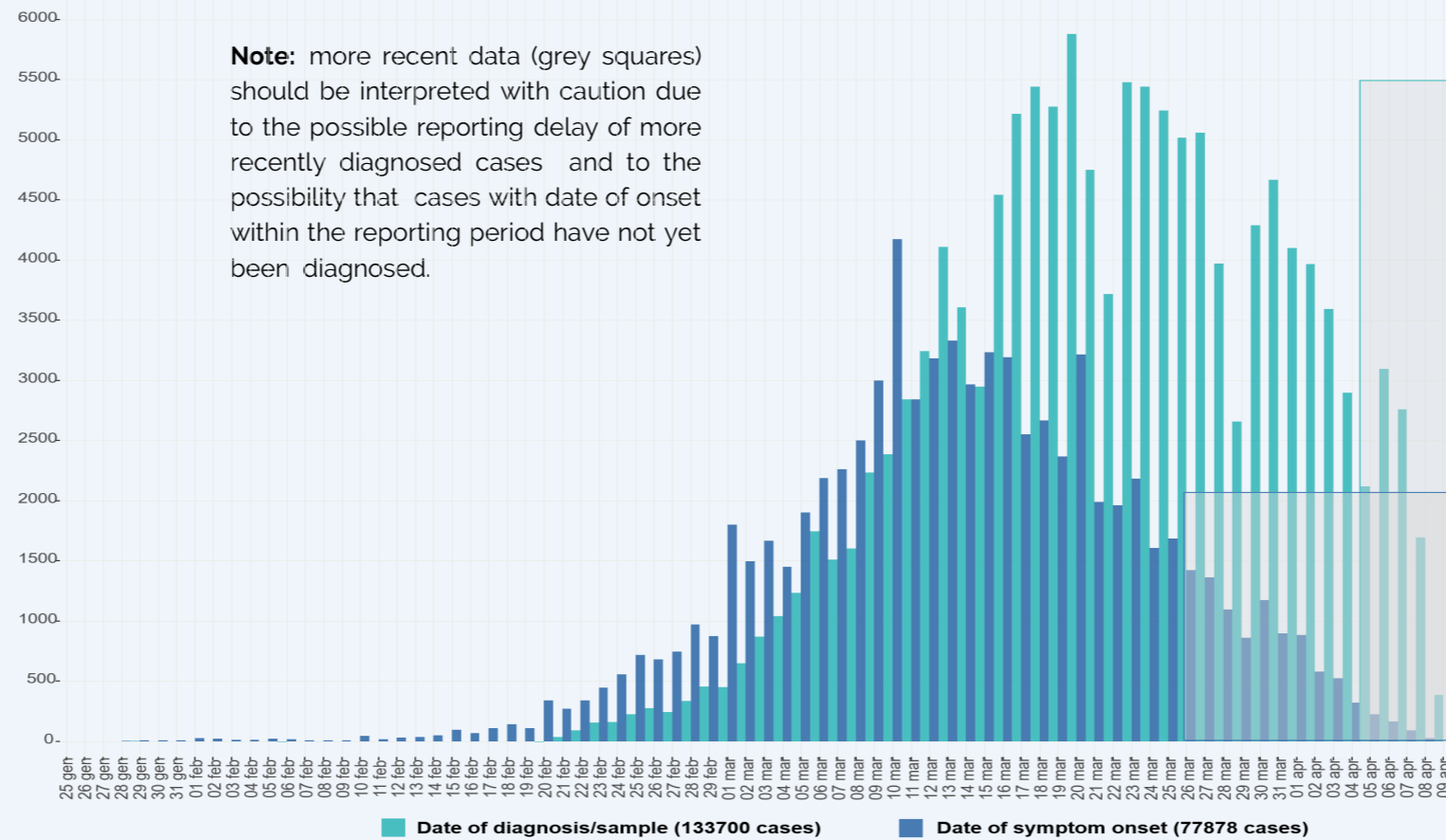
**10 April 2020 UPDATE**



Median age of cases; **62 years**

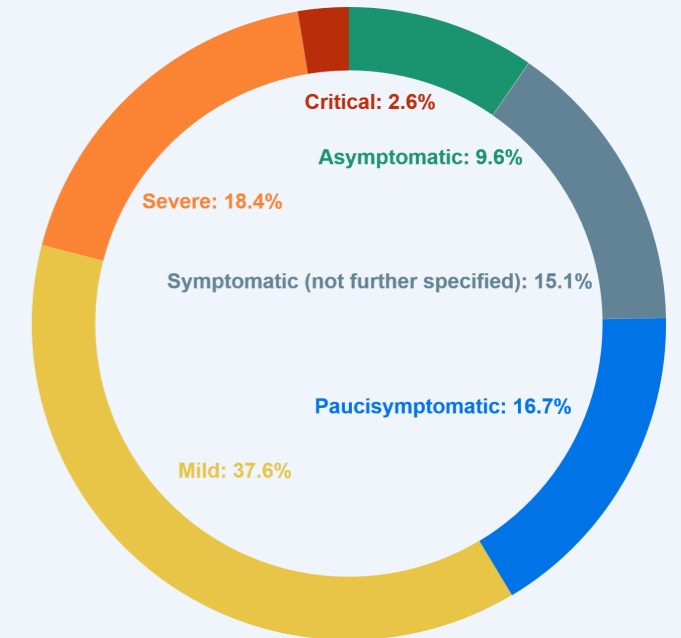


Age (years)	Deaths [n (%)]	CFR <sup>§</sup>
0-9	1 (0%)	0.1%
10-19	0 (0%)	0%
20-29	7 (0%)	0.1%
30-39	38 (0.2%)	0.4%
40-49	159 (0.9%)	0.9%
50-59	673 (3.9%)	2.5%
60-69	2020 (11.6%)	9.2%
70-79	5547 (31.9%)	23.8%
80-89	7015 (40.4%)	31.5%
>=90	1902 (11%)	26.5%
Not reported	2 (0%)	1.5%
<b>Total</b>	<b>17364 (100%)</b>	<b>12.5%</b>



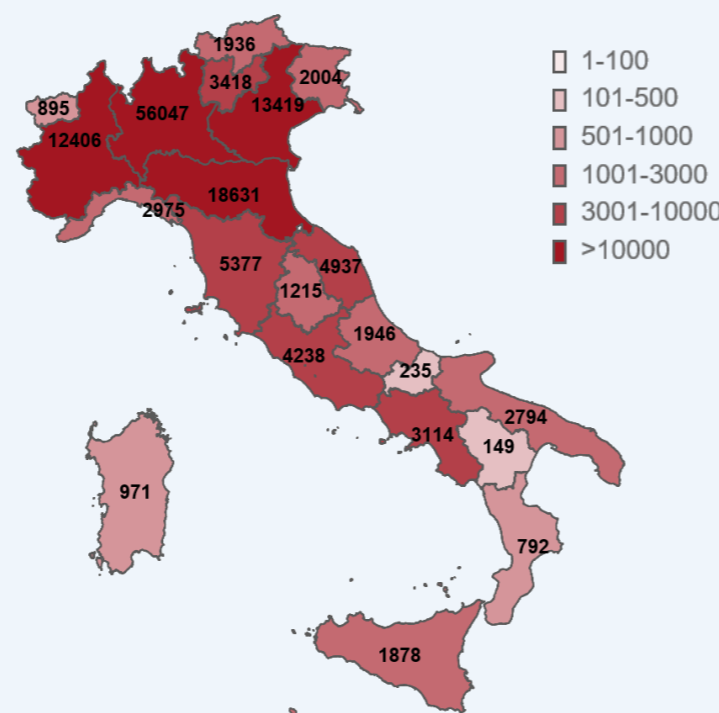
**Note:** more recent data (grey squares) should be interpreted with caution due to the possible reporting delay of more recently diagnosed cases and to the possibility that cases with date of onset within the reporting period have not yet been diagnosed.

**99%** of the clinical samples processed were confirmed by the National Reference Laboratory at the Istituto Superiore di Sanità



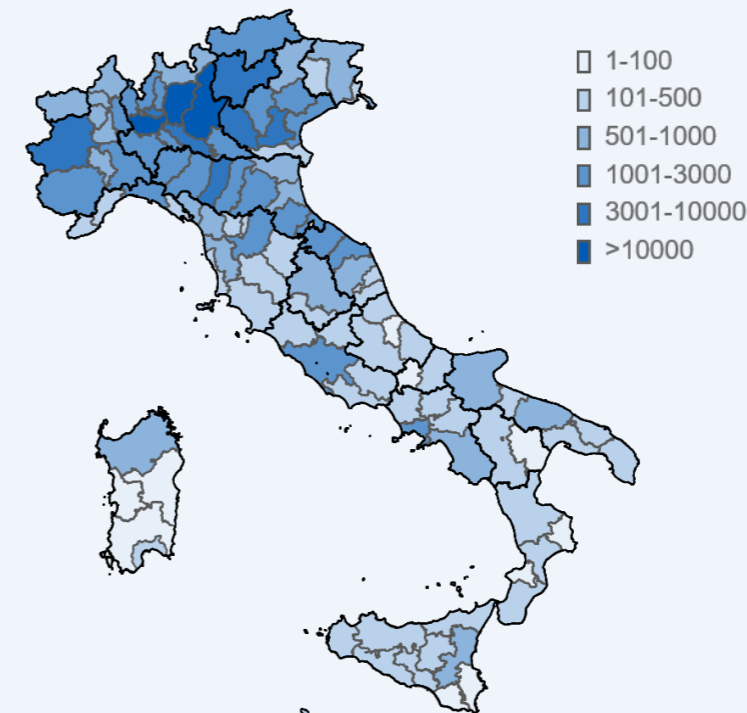
Data available for **51,653** cases

## Total number of COVID-19 cases diagnosed by the Italian Regional Reference Laboratories



**By Region/Autonomous Province of diagnosis**

(data available for 139,377)



**By province of residence**

(data available for 134,943)

\*The case definition considers as a confirmed case any person with laboratory confirmation of virus causing COVID-19 infection, irrespective of clinical signs and symptoms <https://www.ecdc.europa.eu/en/case-definition-and-european-surveillance-human-infection-novel-coronavirus-2019-ncov>

\*ISS collects data on cases that tested positive for SARS-COV-2 infection diagnosed by all Italian Regions/Autonomous Provinces. Data could differ from aggregated data from the Italian Ministry of Health and the Italian Civil Protection. <sup>§</sup>The term "health-care worker" is based on the occupation and not on the place of exposure. <sup>§</sup>Case Fatality Rate