

# Health inequalities in Barcelona: priorities in the last 4 years



**C S B** Consorci Sanitari de Barcelona

**+B** Agència de Salut Pública

Carme Borrell  
Agència de Salut Pública de Barcelona

# Health inequalities in Barcelona

---

In Barcelona, in the last 3 decades, has existed:

- Development of health information systems: information is available for smaller areas.
- Health surveys since 1983 and an annual health report since the 1980s.
- Research on health inequalities has been important.
- Some interventions were implemented although the topic has not been a priority in the political agenda,
- In 2015 a new left wing government started and included inequalities as a main topic in the political agenda, including health inequalities.

# Description of the existence of health inequalities and communication

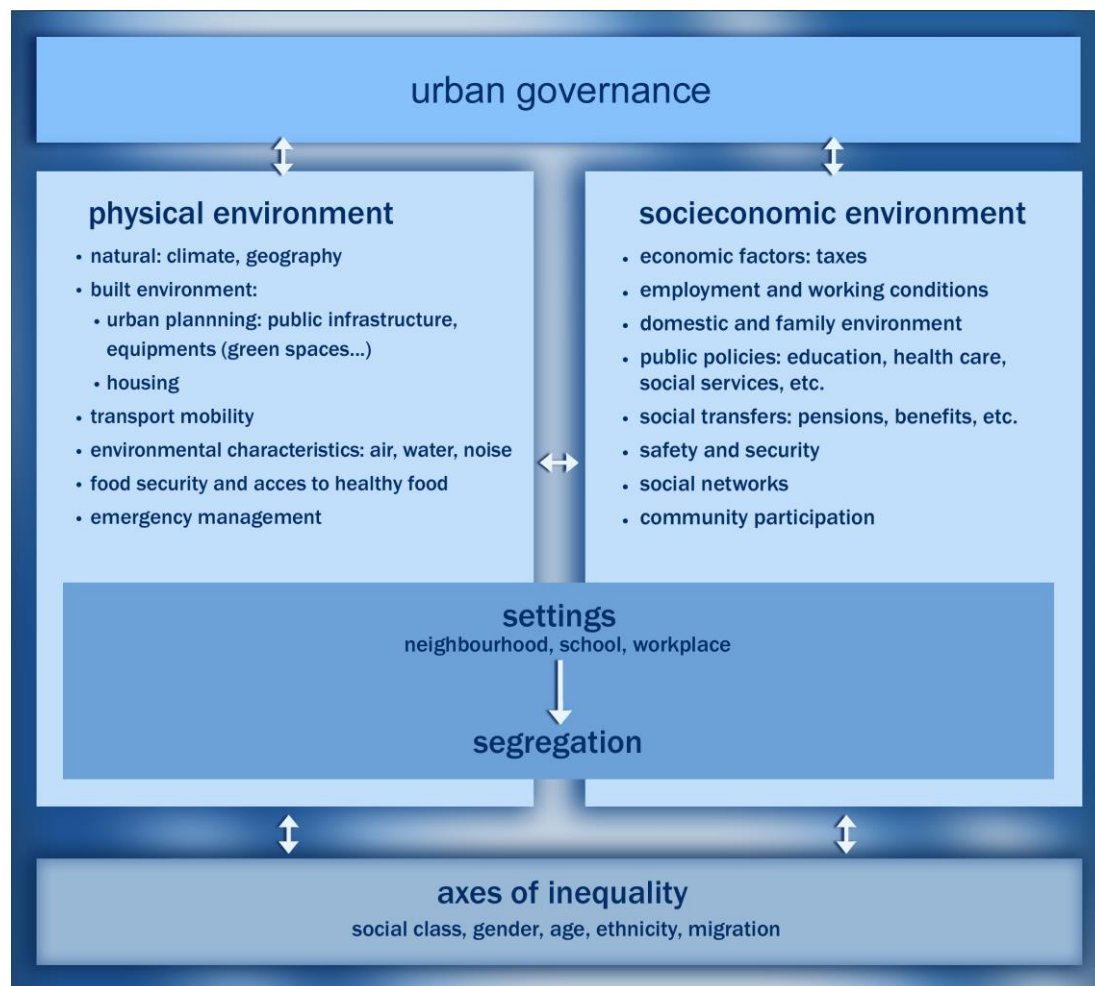
---

# Health Report 2015

## Contents:

- The sociodemographic situation
- The economic environment
- The quality of the air
- Communicable diseases:  
Tuberculosis  
HIV / AIDS infections  
Sexually transmitted infections
- Sexual and reproductive health
- Life expectancy and mortality
- Inequalities in health in the neighborhoods

## Determinants of health inequalities in urban areas

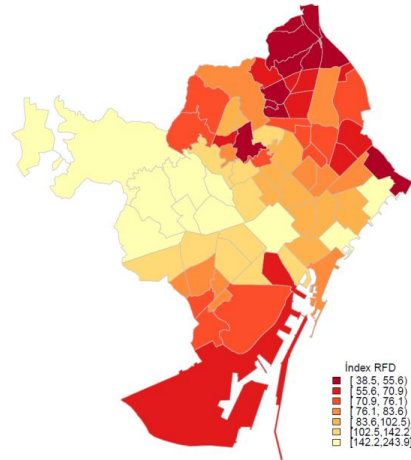


Borrell et al, JECH 2013

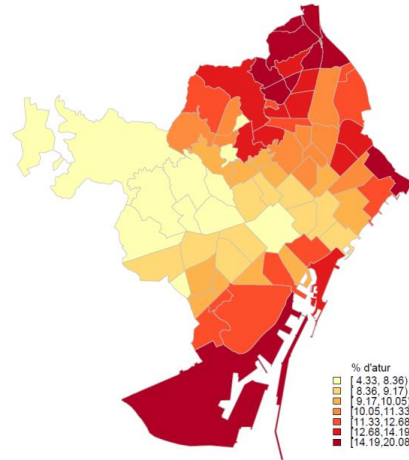


# Inequalities in health in the neighborhoods

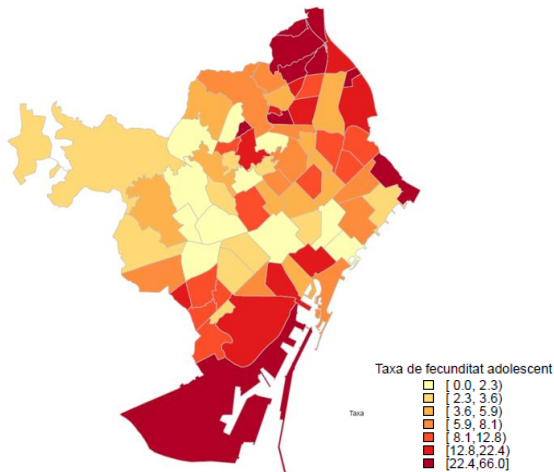
Income



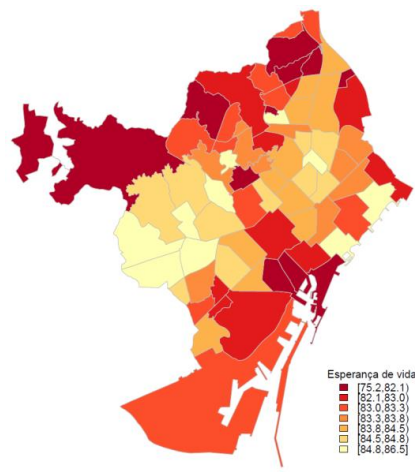
Unemployment



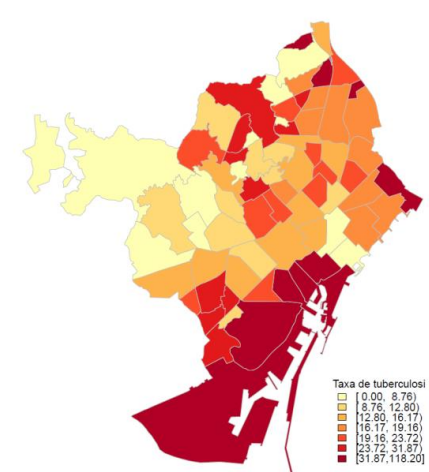
Teenage pregnancy



Life expectancy

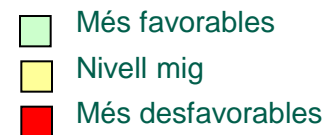
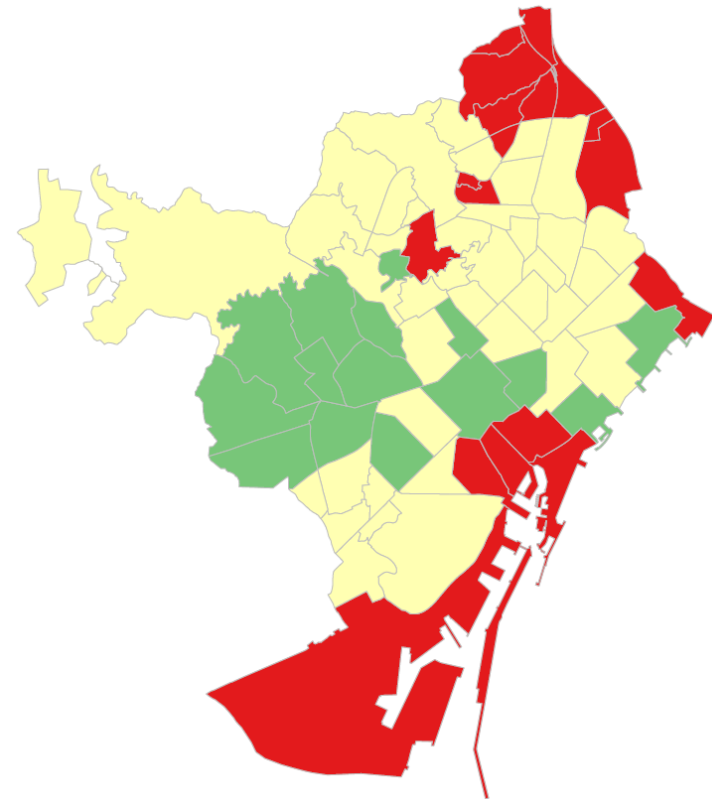


Tuberculosis



# Neighborhoods according to socioeconomic deprivation and health indicators

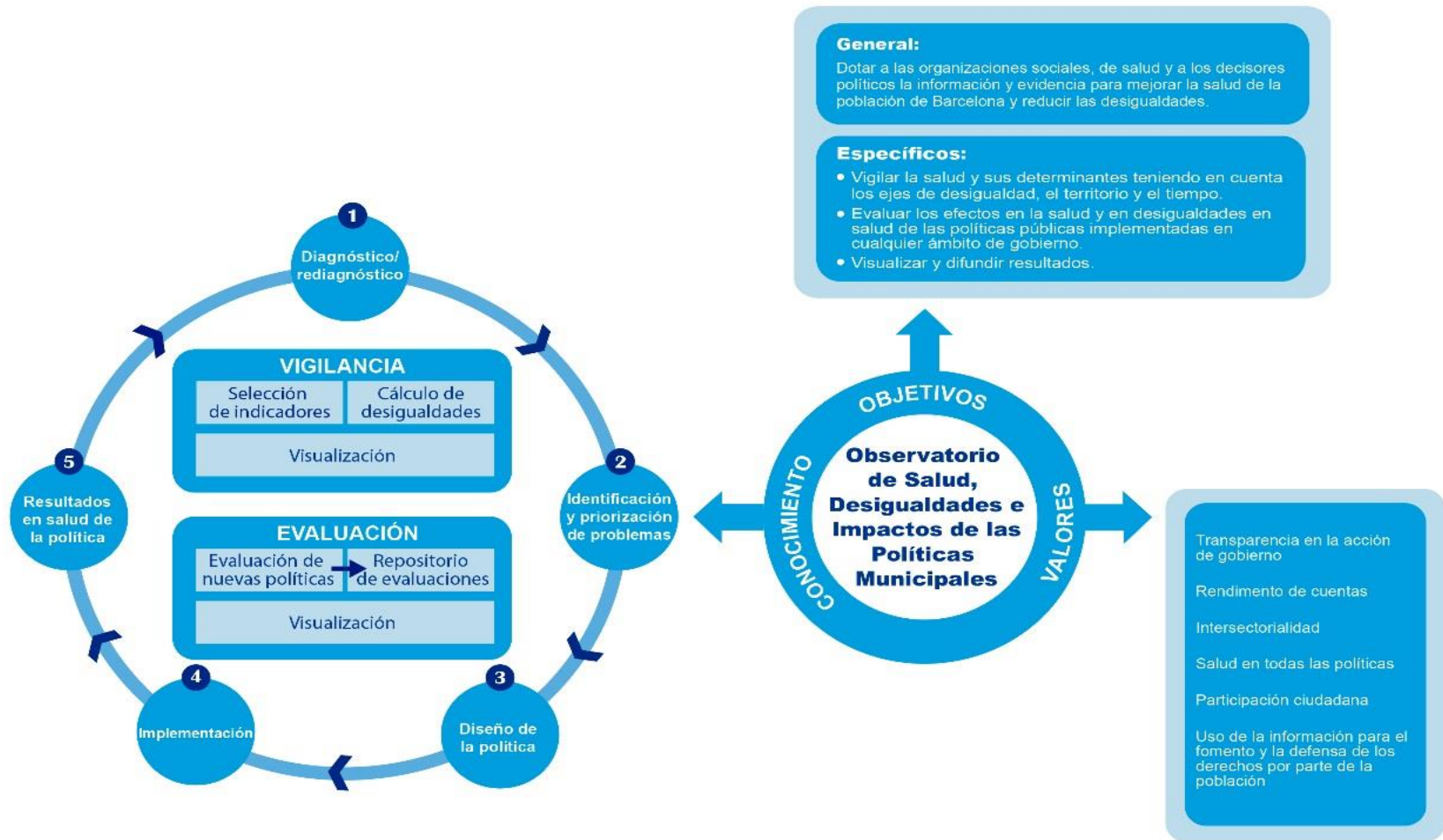
District	18 neighbourhoods with indicators that show a worse situation
Ciutat Vella	Barceloneta
	Gòtic
	Raval
	St Pere, Sta Caterina i Ribera
Sants-Montjuïc	Marina del Prat Vermell
Horta-Guinardó	Carmel
Nou Barris	Can Peguera
	Ciutat Meridiana
	Roquetes
	Torre Baró
	Trinitat Nova
	Turó de la Peira
	Vallbona
	Verdum
Sant Andreu	Baró de Viver
	Bon Pastor
	Trinitat Vella
Sant Martí	Besòs-Maresme







# Observatory of health, inequalities and impact of policies



# Policies to reduce social inequalities and health inequalities

---

# New Plans related with Social Inequalities in Health

---

- Municipal Plan of Barcelona 2015-2019
- Strategy for the inclusion and reduction of social inequalities of Barcelona 2017-2027
- Plan in the 16 most deprived neighborhoods.
- The Gender Justice Plan 2016-2020
  
- Measure of government of joint action for the reduction of social inequalities in health
- Health Plan 2016-2020
- Measure to promote Community Health: to strengthen the Barcelona Health in the Neighborhood program

# Measure of government of joint action for the reduction of social inequalities in health. City of Barcelona, 2015

- To promote an intersectoral strategy to reduce inequalities in health
- To identify and strengthen municipal policies that can reduce inequalities in health
- To start new policies (e.g: mental health program)
- To implement a Neighborhood plan, of urban renewal and social changes in deprived neighborhoods.
- To set up an Observatory on the impact on health and quality of life of municipal policies
  
- Barcelona Health in the neighborhoods, a health community intervention, is included as a priority and it received more budget to be implemented in 25 neighborhoods (it was in 13)

# Barcelona Health in the Neighbourhoods, 2017

---

<b>Activities and persons participating</b>	<b>Number</b>
<b>Activities</b>	
Working groups	567
Stakeholders	350
Interventions	167
<b>Persons and / or families participating</b>	
Families in family skills workshops	127
Teens and minors in healthy leisure activities	1,411
Students in health programs at the school	5,965
Schooling in oral health activities	1,567
Adult people in health programs	1,758
Senior citizens in physical activity activities, memory workshops or health schools	890
<b>Total number of people or families participating</b>	<b>11,718</b>

# Municipal Plan of Barcelona 2015-2019 and Health Plan 2016-2020

## **Municipal Plan 2015-2019**

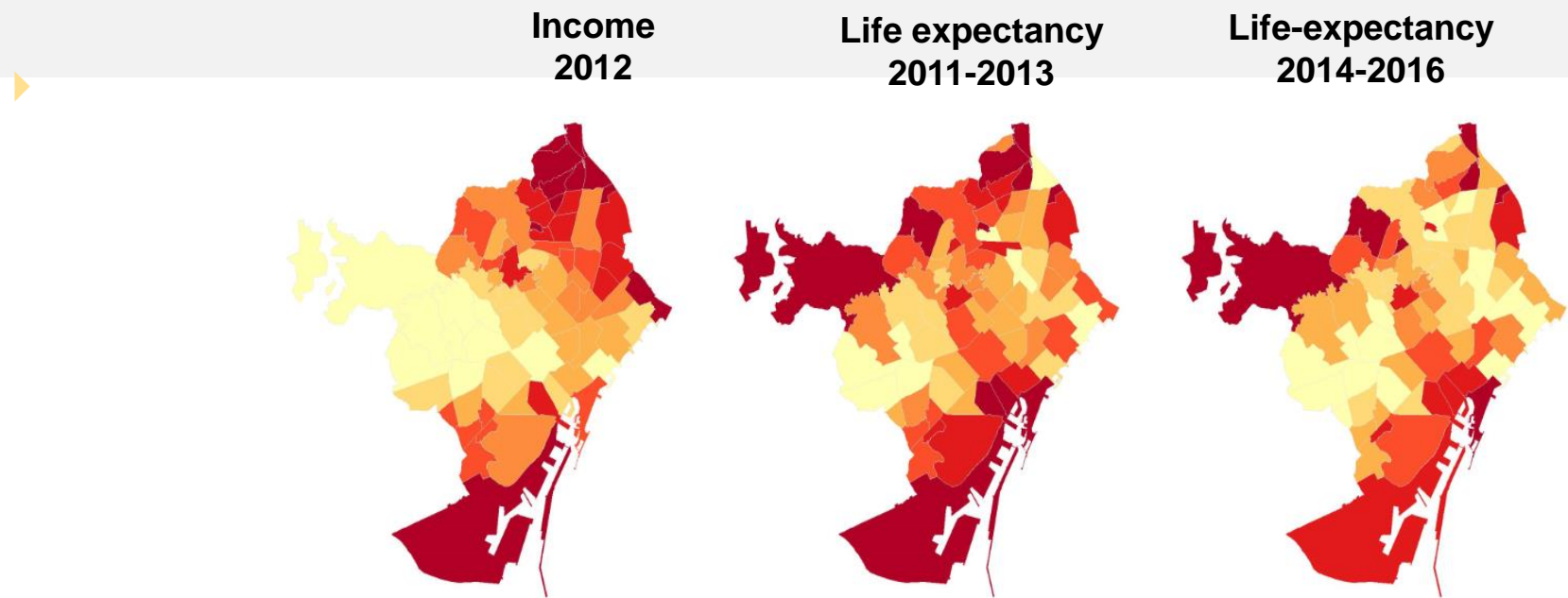
- The Municipal Plan has a specific objective on Reducing Social Inequalities in Health
- Social determinants of health are addressed.
- The plan takes into account many of the objectives that were proposed in the Spanish Commission to Tackle Inequalities in Health (2010).

## **Health Plan 2016-2020**

- It has 10 specific objectives for the city of Barcelona and one of them is specific for inequalities in health.
- Barcelona Health in the neighborhoods is included

# Inequalities in life expectancy at birth, Health Report 2018

Inequalities in life expectancy in the neighbourhoods according to the disposable income are reduced



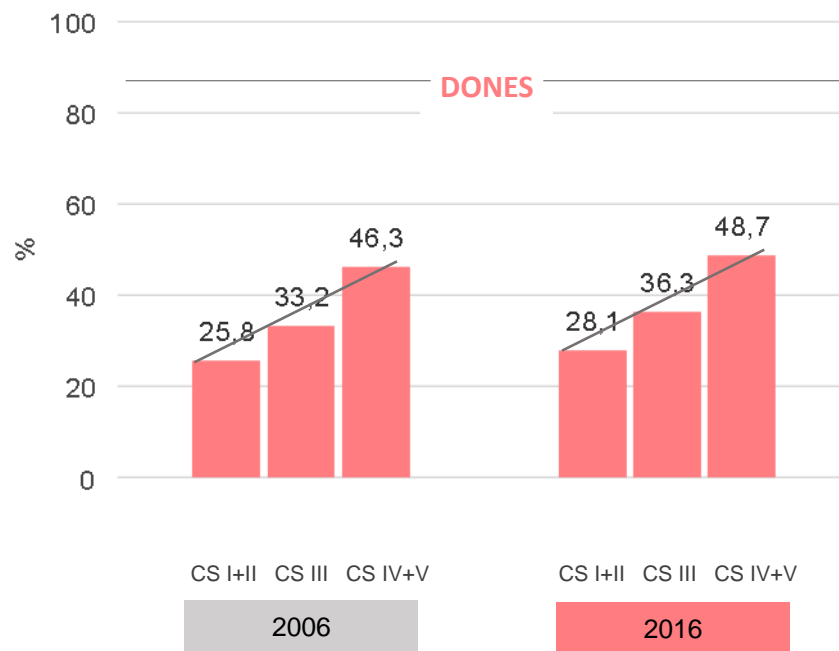
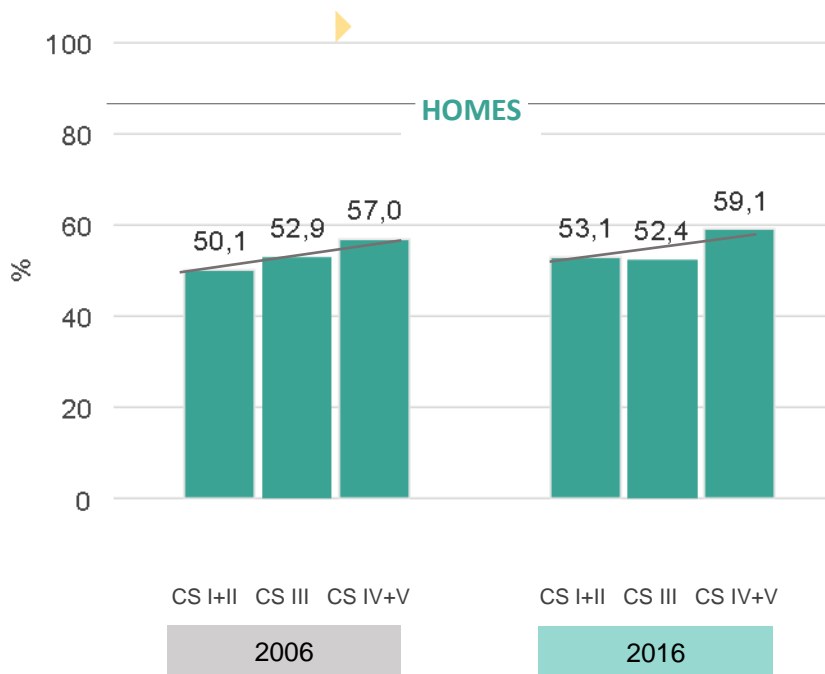
Differences in life expec. between neighbourhoods:

**4,3 years**

**2,4 years**

# Inequalities overweight and obesity, Health Report 2018

## Evolution of overweight and obesity by social class 2006-2016





# Plan to introduce inequalities in health in the Agency of Public Health

Methodology	Participation	Results: actions
Interviews	12 units / services <ul style="list-style-type: none"> <li>•Description of the general objectives of the Service / unit</li> <li>•Specific population to whom the activity is directed</li> <li>•The axes of inequality that are addressed</li> <li>•Description of intersectorality</li> <li>•What would you improve?</li> </ul>	40 actions grouped into the following lines of action: <ol style="list-style-type: none"> <li>1.Incorporate the inequality axes in the work of the ASPB.</li> <li>2.Increase the participation of the citizens in the action of the ASPB.</li> <li>3.Define actions to improve what is done from the ASPB.</li> <li>4.Develop an internal training plan.</li> <li>5.Develop a transversal gender plan.</li> <li>6.Develop a cross-sectional communication plan</li> <li>7.Review current lines of the ASPB.</li> </ol>
Workshop “World café”	63 people <ul style="list-style-type: none"> <li>•How are the determinants of inequalities addressed in the Service where you work?</li> <li>•What could be done to improve our performance in relation to this determinant?</li> </ul>	
Session to prioritize	108 persons voted 40 actions	31 actions ordered
Priorization with the Hanlon method	12 units / services	19 actions

# Conclusion

---

- The conjunction of the political will, the technical capacity and the involvement of the citizens have facilitated a progress in the city of Barcelona in the policies to reduce social inequalities in health.
- In the future it is necessary to evaluate the health and health inequality impacts of these policies.
- Barcelona will change its government in June 15, it is a challenge to follow these priorities.
- The work done in WP9 of JAHEE can be very useful to advance in the monitoring of health inequalities and their determinants in Spain and also in Barcelona.

# Health inequalities in Barcelona: priorities in the last 4 years



Conflicts of interest: I am leading the Public Health Agency of Barcelona, as a person named by the health political commissioner of the local council

**C S B** Consorci Sanitari de Barcelona

**+B** Agència de Salut Pública

Carme Borrell  
@carme1848